


Log into the Storefront with the student's password/access code. There are three boxes above the student's picture, Select Yearbook Images.

→ Go to packages

View All Yearbook Images Favorites

All Images

< 1 2 >




...02_1116GDI_13121.jpg ...2_1116GDI_13121a.jpg ..._1116GDI_13121ac.jpg ...2_1116GDI_13121b.jpg ...2_1116GDI_13121c.jpg ...2_1116GDI_13121d.jpg

Click an image to select it,

→ Go to packages

View All Yearbook Images Favorites

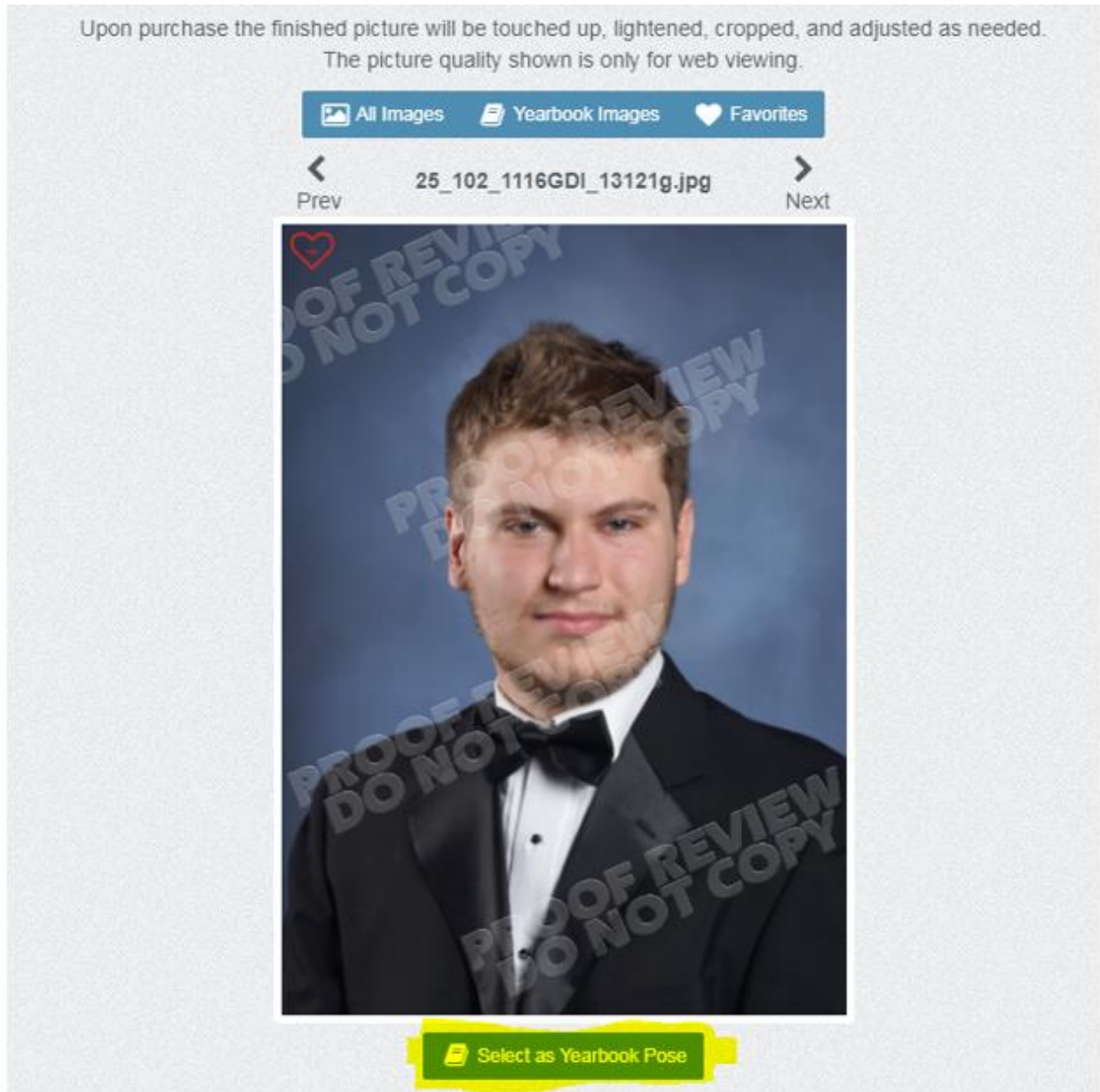
Yearbook Images



...02_1116GDI_13121.jpg ...2_1116GDI_13121a.jpg ...2_1116GDI_13121b.jpg ...2_1116GDI_13121c.jpg ...2_1116GDI_13121d.jpg ...2_1116GDI_13121e.jpg

...2_1116GDI_13121f.jpg ...2_1116GDI_13121g.jpg ...2_1116GDI_13121h.jpg

Click the blue box beneath the image that says “Select as Yearbook Pose”.



Once the “Select as Yearbook Pose” button has been selected, a screen will populate information boxes asking for the first and last name, telephone number and email address and click the “Confirm Selection” button below the information entered.

Confirm Yearbook Selection

Please double check and confirm your selection below.
Changing this selection at a later date will require a \$25 processing fee.

[Return to Images](#) | [Return to Price List](#)



Your first name*

Your last name*

Phone number*

Email*

Yearbook Selection Successful

Thank you for your selection!

[Return to Images](#) | [Return to Price List](#)

